



OZ Optics

shop.ozoptics.com
www.ozoptics.com

219 Westbrook Road
Ottawa, ON, Canada, K0A 1L0

Toll-free: 1-800-361-5415
Telephone: 1-613-831-0981
Fax: 1-613-836-5089
sales@ozoptics.com

POLARIZATION MAINTAINING FIBER PATCHCORDS AND CONNECTORS

Features:

- High extinction ratios of 20dB up to 40dB
- Low insertion losses, typically <0.2dB
- Excellent repeatability
- Custom angles are available
- FC/PC, SC, ST, LC, or MU, E2000 terminations available
- Custom ferrule terminations available
- FC/PC terminations are offered with either a rotatable polarization axis, or prealigned fixed
- Compatible with industry standard connectors
- Designed to meet Telcordia specifications

Applications:

- High speed (10Gbs/40Gbs) Telecommunications
- Interferometric Sensors
- Integrated Optics
- Fiber Amplifiers
- Coherent Telecommunications

Product Description:

Polarization Maintaining (PM) patchcords are based on a high precision butt-style connection technique. The PM axis orientation is maintained by using male connectors with a positioning key and a bulkhead female receptacle with a tightly toleranced keyway, ensuring good repeatability in extinction ratios and insertion losses.



0.9mm Jacketed PM Patchcords




3mm Jacketed PM Patchcords


Dual Fiber Polarization Maintaining Patchcords:

A common requirement in polarizing devices is a fiber optic patchcord assembly where two or more polarization maintaining fibers are terminated in a single ferrule, to be attached to a lens or other optical assembly. Great care must be taken when assembling such devices, to ensure that the polarization axes of both fibers are precisely aligned with respect to each other.

OZ Optics has the capacity to manufacture dual fiber ferrule assemblies with high precision. The polarization axis of each fiber can be independently aligned, with the slow axes of the fibers aligned either parallel or perpendicular to each other. The end face of the ferrule can be flat or angle polished, to any desired orientation. Contact OZ Optics for details. For assemblies with more than two fibers, OZ Optics offers V-Groove assemblies. Please refer to the data sheet titled *V-groove Assemblies* for detailed information.



Dual Fiber PM Patchcord Assembly



End Face Of Dual Fiber Assembly
Showing Stress Rod Alignment


The polarization axis of a fiber is aligned with the connector key by rotating either the connector frame or the fiber itself until the polarization axis is in line with keyway of the connector. Once the fiber is correctly aligned, the alignment can be fixed with a drop of glue or epoxy. OZ Optics minimizes backlash and rotational errors in the PM axis alignment by using specially designed PM ferrules and connector housings.

Patchcords are normally offered prealigned and referenced with the slow axis aligned to the connector key for optimum coupling efficiency and extinction ratios. Non-angled FC PM connectors are also available unaligned and unlocked (rotatable) for lab use. Unless otherwise specified, prealigned patchcords are oriented such that the slow axis of the fiber is aligned with the key of the connector and locked, as shown in figure 5. These patchcords maintain polarization to better than 20dB. Higher extinction ratios are available upon request.

In general, OZ Optics uses polarization maintaining fibers based on the PANDA fiber structure when building polarization maintaining components and patchcords. However OZ Optics can construct devices using other PM fiber structures. This includes patchcords with 80 micron cladding sizes. We do carry some alternative fiber types in stock, so please contact our sales department for availability. If necessary, we are willing to use customer supplied fibers to build devices.

OZ Optics uses a 2.00mm housing key for its standard FC/PC PM connector design. This is known also as a type "R" keywidth. Also available are FC/PC connectors with a 2.14mm housing keys (Type "N"). Sleeve through adaptors are available to connect same size keys or to convert from a 2.00mm key connector to a 2.14mm key connector.

In addition to patchcords and sleeve through adaptors, OZ Optics provides male PM connectors and ferrules for fiber termination, and bulkhead receptacles to attach fibers to devices. We have ferrules for different fiber sizes, including 80 micron cladding sizes. OZ Optics can satisfy all your polarization maintaining fiber needs.



PM Fiber Patchcords with FC/PC Compatible Connectors and Different Cable Sizes



PM connector-E2000

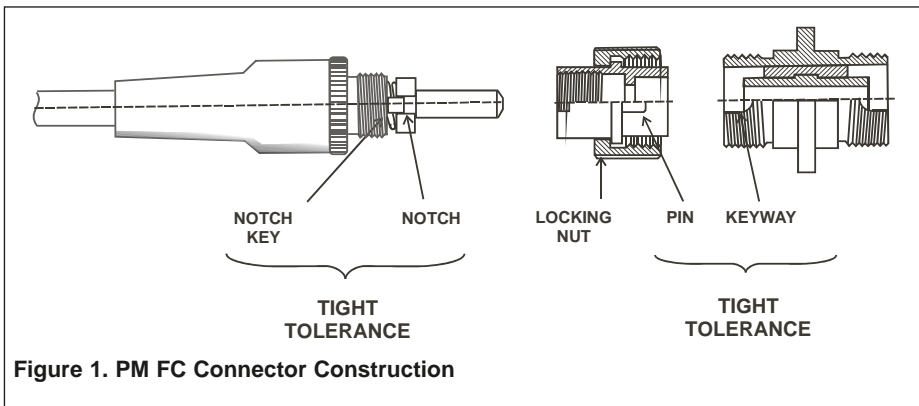


Figure 1. PM FC Connector Construction

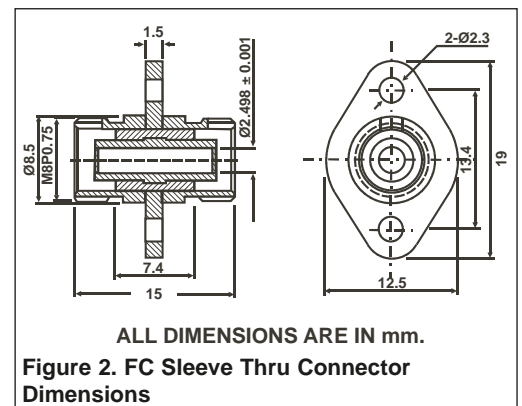


Figure 2. FC Sleeve Thru Connector Dimensions

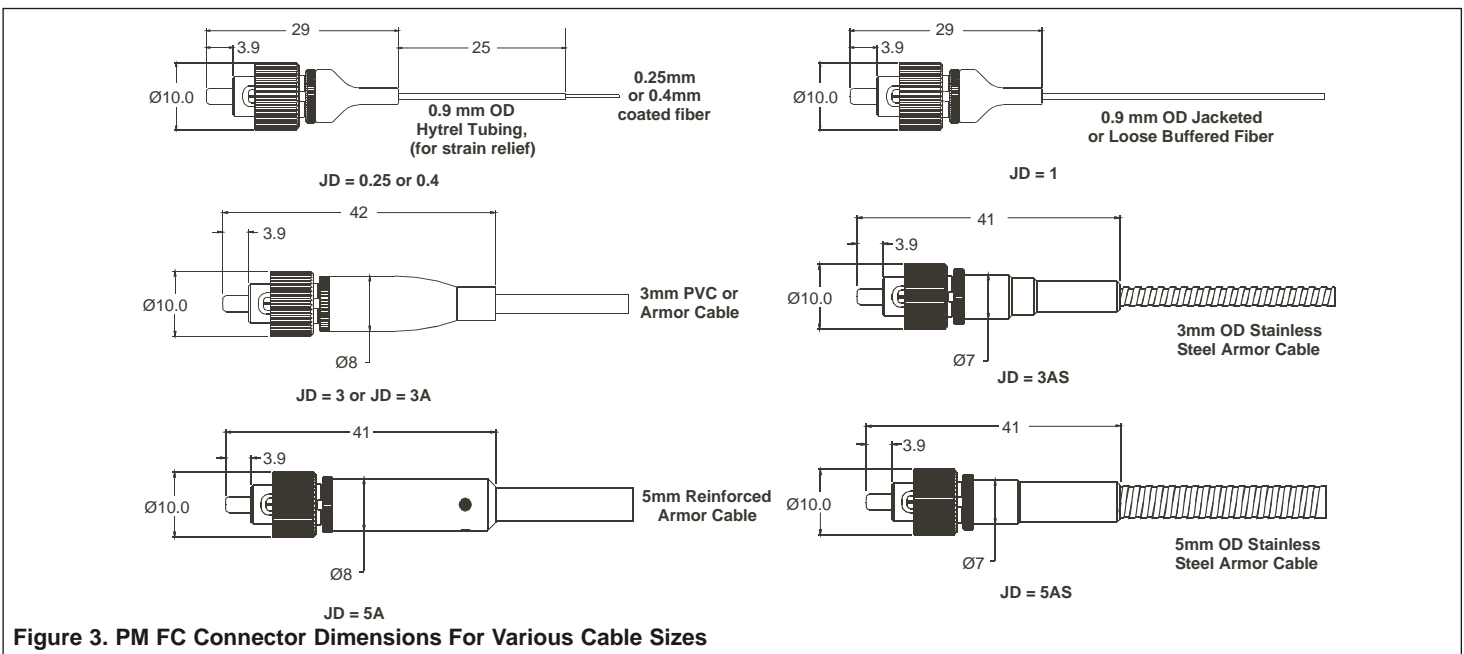
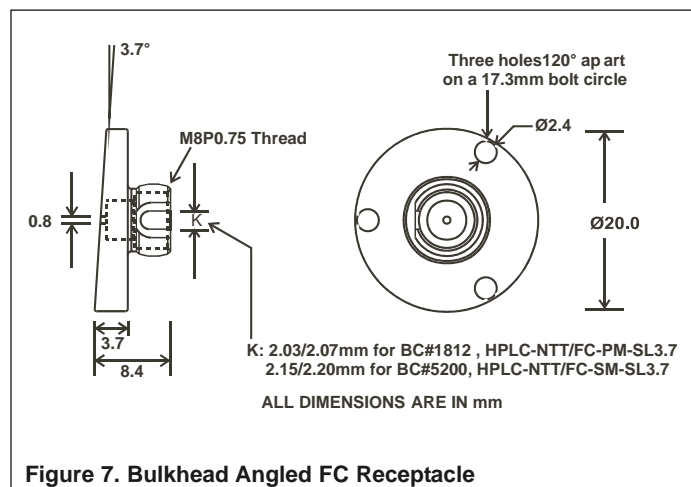
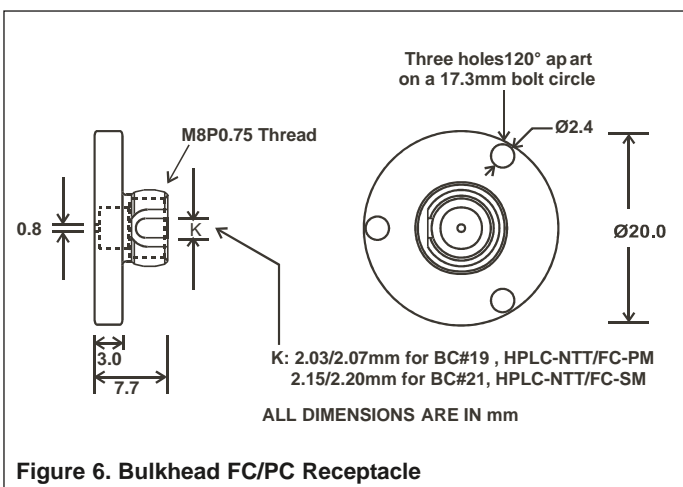
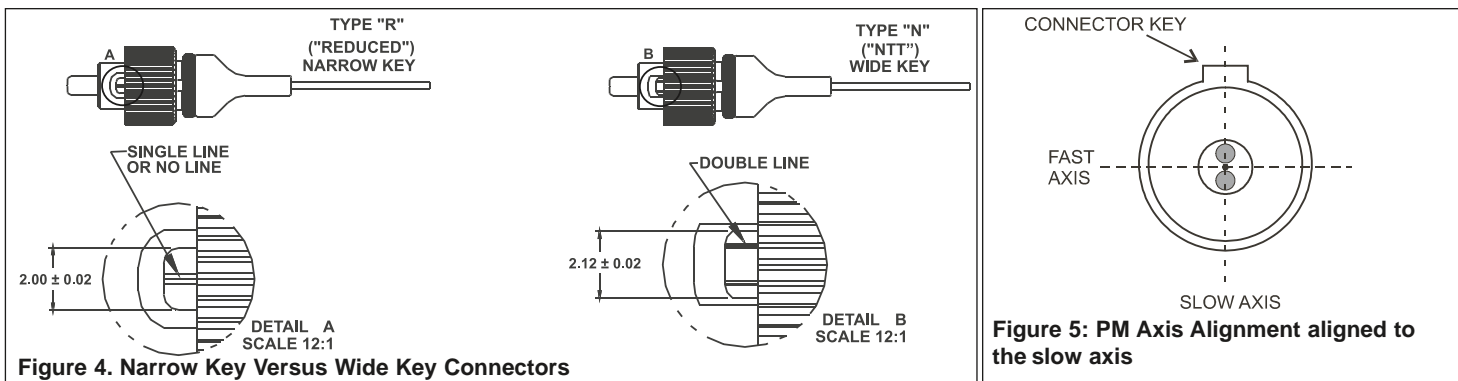


Figure 3. PM FC Connector Dimensions For Various Cable Sizes



Standard Product Specifications:

Design Wavelength	1550nm	1300nm	980nm	850nm	633nm	488nm	
Operating Wavelength Range	1460-1625	1290-1550	980-1300	810-980	620-820	480-630	
Cutoff Wavelength	<1450	<1280	<970	<800	<620	<470	
Fiber Type	PANDA structure standard. Other fiber types available on request						
Fiber Core/Cladding Size (microns)	8/125	7/125	6/125	5/125	4/125	3.5/125	
Insertion Loss ^{1,3}	Maximum	0.4dB	0.45dB	0.6dB	0.75dB	1.25dB	1.5dB
	Typical	<0.2dB	<0.3dB	<0.4dB	<0.5dB	<0.9dB	<1.2dB
Backreflection ^{2,3}	-14 Typical with flat finish, -40 with Super PC finish, -50 with Ultra PC finish, and -60 for angle point contact (APC), and angle flat contact (AFC) finishes.						
Minimum Extinction Ratios (dB) ⁴	20, 25, 30, 35, 40	20, 25, 30, 35	20, 25	20, 25	20	18	
Polarization Angle Tolerance ^{5,6}	±3 degrees (standard grade), ±1.5 degrees (high grade)						
Temperature Range	-20°C to +70°C Operating -40°C to +85°C Storage						
Length Tolerance	±0.1m or 10% of length, whichever is larger (Tighter tolerances possible on request)						

¹ As measured using FC connectors, with Super PC Finish. For APC Connectors add 0.1dB.

² As measured for 1300nm and 1550nm wavelengths. Return losses at other wavelengths are estimated only.

³ As measured when mating to a matching connector.

⁴ Defined as the extinction ratio of the patchcord itself. Does not include the effect of connecting two fibers together.

⁵ Normally defined as the angle of the optimum polarization as referenced against the connector key. For 488nm, the angle is defined as the angle between the fiber stress rods and the connector key instead.

⁶ For FC style connectors only. Angle tolerances are somewhat looser for other connector types.

Ordering Information For Standard Parts:

Patchcords:

Table 1: Standard 488nm Patchcords

Bar Code	Part Number	Description
10247	QPMJ-3S3S-488-3.5/125-3-3-1	3 meter long, 3mm OD jacketed, 488nm 3.5/125 high powered PM fiber patchcord, terminated on each end with super FC/PC connectors that are pre-aligned and locked on the slow axis.
10645	QPMJ-3S3S-488-3.5/125-3A-2-1	2 meter long, 3mm OD armor jacketed, 488nm 3.5/125 high powered PM fiber patchcord, terminated on each end with super FC/PC connectors that are pre-aligned and locked on the slow axis.
10249	QPMJ-3S3A-488-3.5/125-3-3-1	3 meter long, 3mm OD jacketed, 488nm 3.5/125 high powered PM fiber patchcord, terminated on one end with a super FC/PC connector, on the other with an angled FC/APC connector. Both are pre-aligned and locked on the slow axis.
10250	QPMJ-3S3AF-488-3.5/125-3-3-1	3 meter long, 3mm OD jacketed, 488nm 3.5/125 high powered PM fiber patchcord, terminated on one end with a super FC/PC connector, on the other with an angle flat FC/AFC connector. Both are pre-aligned and locked on the slow axis.
2100	QPMJ-3A3A-488-3.5/125-3-2-1	2 meter long, 3mm OD jacketed, 488nm 3.5/125 high powered PM fiber patchcord, terminated on each end with angled FC/APC connectors that are pre-aligned and locked on the slow axis.
13499	QPMJ-3A3A-488-3.5/125-3-3-1	3 meter long, 3mm OD jacketed, 488nm 3.5/125 high powered PM fiber patchcord, terminated on each end with angled FC/APC connectors that are pre-aligned and locked on the slow axis.
13243	QPMJ-3A3A-488-3.5/125-3-5-1	5 meter long, 3mm OD jacketed, 488nm 3.5/125 high powered PM fiber patchcord, terminated on each end with angled FC/APC connectors that are pre-aligned and locked on the slow axis.
9770	QPMJ-3AF3A-488-3.5/125-3A-3-1	3 meter long, 3mm OD armor jacketed, 488nm 3.5/125 high powered PM fiber patchcord, terminated on one end with an angle flat FC/AFC connector, on the other with an angled FC/APC connector. Both are pre-aligned and locked on the slow axis.
10941	QPMJ-3AF3AF-488-3.5/125-3-3-1	3 meter long, 3mm OD jacketed, 488nm 3.5/125 high powered PM fiber patchcord, terminated on each end with angle flat FC/AFC connectors that are pre-aligned and locked on the slow axis.
7714	QPMJ-3AF3AF-488-3.5/125-3A-2-1	2 meter long, 3mm OD armor jacketed, 488nm 3.5/125 high powered PM fiber patchcord, terminated on each end with angle flat FC/AFC connectors, that are pre-aligned and locked on the slow axis.

Table 2: Standard 633nm Patchcords

Bar Code	Part Number	Description
7723	PMJ-3S3S-633-4/125-3-2-1	2 meter long, 3mm OD jacketed, 633nm 4/125 PM fiber patchcord, terminated on each end with super FC/PC connectors that are pre-aligned and locked on the slow axis.
10251	PMJ-3S3S-633-4/125-3-3-1	3 meter long, 3mm OD jacketed, 633nm 4/125 PM fiber patchcord, terminated on each end with super FC/PC connectors that are pre-aligned and locked on the slow axis.
10254	PMJ-3S3A-633-4/125-3-3-1	3 meter long, 3mm OD jacketed, 633nm 4/125 PM fiber patchcord, terminated on one end with a super FC/PC connector, on the other with an angled FC/APC connector. Both are pre-aligned and locked on the slow axis.
10256	PMJ-3S3AF-633-4/125-3-3-1	3 meter long, 3mm OD jacketed, 633nm 4/125 PM fiber patchcord, terminated on one end with a super FC/PC connector, on the other with an angle flat FC/AFC connector. Both are pre-aligned and locked on the slow axis.
7870	PMJ-3A3A-633-4/125-1-3-1	3 meter long, 900 micron OD jacketed, 633nm 4/125 PM fiber patchcord, terminated on each end with angled FC/APC connectors that are pre-aligned and locked on the slow axis.
8530	PMJ-3A3A-633-4/125-3-2-1	2 meter long, 3mm OD jacketed, 633nm 4/125 PM fiber patchcord, terminated on each end with angled FC/APC connectors that are pre-aligned and locked on the slow axis.
9861	PMJ-3A3AF-633-4/125-3-3-1	3 meter long, 3mm OD jacketed, 633nm 4/125 PM fiber patchcord, terminated non one end with an angled FC/APC connector, on the other with an angle flat FC/AFC connector Both are pre-aligned and locked on the slow axis.
8701	PMJ-3AF3AF-633-4/125-3-2-1	2 meter long, 3mm OD jacketed, 633nm 4/125 PM fiber patchcord, terminated on each end with angle flat FC/AFC connectors that are pre-aligned and locked on the slow axis.
9614	PMJ-3AF3AF-633-4/125-3-3-1	3 meter long, 3mm OD jacketed, 633nm 4/125 PM fiber patchcord, terminated on each end with angle flat FC/AFC connectors that are pre-aligned and locked on the slow axis.

Table 3: Standard 800nm Patchcords

Bar Code	Part Number	Description
11987	PMJ-3S3S-850-5/125-1-2-1	2 meter long, 900 micron OD jacketed, 850nm 5/125 PM fiber patchcord, terminated on each end with super FC/PC connectors that are pre-aligned and locked on the slow axis.
4971	PMJ-3S3S-850-5/125-3-1-1	1 meter long, 3mm OD jacketed, 850nm 5/125 PM fiber patchcord, terminated on each end with super FC/PC connectors that are pre-aligned and locked on the slow axis.
11688	PMJ-3S3S-850-5/125-3-2-1	2 meter long, 3mm OD jacketed, 850nm 5/125 PM fiber patchcord, terminated on each end with super FC/PC connectors that are pre-aligned and locked on the slow axis.
9866	PMJ-3S3S-850-5/125-3-5-1	5 meter long, 3mm OD jacketed, 850nm 5/125 PM fiber patchcord, terminated on each end with super FC/PC connectors that are pre-aligned and locked on the slow axis.
9551	PMJ-3A3A-850-5/125-3-5-1	5 meter long, 3mm OD jacketed, 850nm 5/125 PM fiber patchcord, terminated on each end with angled FC/APC connectors that are pre-aligned and locked on the slow axis.
12478	PMJ-3AF3AF-850-5/125-3-1-1	1 meter long, 3mm OD jacketed, 850nm 5/125 PM fiber patchcord, terminated on each end with angle flat FC/AFC connectors that are pre-aligned and locked on the slow axis.
10727	PMJ-3AF3AF-850-5/125-3-5-1	5 meter long, 3mm OD jacketed, 850nm 5/125 PM fiber patchcord, terminated on each end with angle flat FC/AFC connectors that are pre-aligned and locked on the slow axis.

Table 4: Standard 980nm Patchcords

Bar Code	Part Number	Description
5193	PMJ-3S3S-980-6/125-3-1-1	1 meter long, 3mm OD jacketed, 980nm 6/125 PM fiber patchcord, terminated on each end with super FC/PC connectors that are pre-aligned and locked on the slow axis.
9127	PMJ-3S3S-980-6/125-3-3-1	3 meter long, 3mm OD jacketed, 980nm 6/125 PM fiber patchcord, terminated on each end with super FC/PC connectors that are pre-aligned and locked on the slow axis.
12832	PMJ-3S3S-980-6/125-3-5-1	5 meter long, 3mm OD jacketed, 980nm 6/125 PM fiber patchcord, terminated on each end with super FC/PC connectors that are pre-aligned and locked on the slow axis.
7872	PMJ-3S3S-980-6/125-3A-1-1	1 meter long, 3mm OD armor jacketed, 980nm 6/125 PM fiber patchcord, terminated on each end with super FC/PC connectors that are pre-aligned and locked on the slow axis.
7713	PMJ-3S3A-980-6/125-1-2-1	2 meter long, 900 micron OD jacketed, 980nm 6/125 PM fiber patchcord, terminated on one end with a super FC/PC connector on the other with an angled FC/APC connector. Both are pre-aligned and locked on the slow axis.
5192	PMJ-3S3A-980-6/125-3-1-1	1 meter long, 3mm OD jacketed, 980nm 6/125 PM fiber patchcord, terminated on one end with a super FC/PC connector on the other with an angled FC/APC connector. Both are pre-aligned and locked on the slow axis.
3848	PMJ-3S3A-980-6/125-3-2-1	2 meter long, 3mm OD jacketed, 980nm 6/125 PM fiber patchcord, terminated on one end with a super FC/PC connector on the other with an angled FC/APC connector. Both are pre-aligned and locked on the slow axis.
9128	PMJ-3S3A-980-6/125-3-3-1	3 meter long, 3mm OD jacketed, 980nm 6/125 PM fiber patchcord, terminated on one end with a super FC/PC connector on the other with an angled FC/APC connector. Both are pre-aligned and locked on the slow axis.
7708	PMJ-3A3A-980-6/125-1-2-1	2 meter long, 900 micron OD jacketed, 980nm 6/125 PM fiber patchcord, terminated on each end with angled FC/APC connectors that are pre-aligned and locked on the slow axis.
8710	PMJ-3A3A-980-6/125-3-1-1	1 meter long, 3mm OD jacketed, 980nm 6/125 PM fiber patchcord, terminated on each end with angled FC/APC connectors that are pre-aligned and locked on the slow axis.
13289	PMJ-3A3A-980-6/125-3-2-1	2 meter long, 3mm OD jacketed, 980nm 6/125 PM fiber patchcord, terminated on each end with angled FC/APC connectors that are pre-aligned and locked on the slow axis.
8702	PMJ-3A3A-980-6/125-3-3-1	3 meter long, 3mm OD jacketed, 980nm 6/125 PM fiber patchcord, terminated on each end with angled FC/APC connectors that are pre-aligned and locked on the slow axis.
10736	PMJ-3AF3AF-980-6/125-3-1-1	1 meter long, 3mm OD jacketed, 980nm 6/125 PM fiber patchcord, terminated on each end with angle flat FC/AFC connectors that are pre-aligned and locked on the slow axis.
8906	PMJ-3AF3AF-980-6/125-3-3-1	3 meter long, 3mm OD jacketed, 980nm 6/125 PM fiber patchcord, terminated on each end with angle flat FC/AFC connectors that are pre-aligned and locked on the slow axis.

Table 5: Standard 1300nm Patchcords

Bar Code	Part Number	Description
5195	PMJ-3S3S-1300-7/125-3-1-1	1 meter long, 3mm OD jacketed, 1300nm 7/125 PM fiber patchcord, terminated on each end with super FC/PC connectors that are pre-aligned and locked on the slow axis.
6642	PMJ-3S3S-1300-7/125-3-2-1	2 meter long, 3mm OD jacketed, 1300nm 7/125 PM fiber patchcord, terminated on each end with super FC/PC connectors that are pre-aligned and locked on the slow axis.
9748	PMJ-3S3S-1300-7/125-3-3-1	3 meter long, 3mm OD jacketed, 1300nm 7/125 PM fiber patchcord, terminated on each end with super FC/PC connectors that are pre-aligned and locked on the slow axis.
9585	PMJ-3S3S-1300-7/125-3A-1-1	1 meter long, 3mm OD armor jacketed, 1300nm 7/125 PM fiber patchcord, terminated on each end with super FC/PC connectors that are pre-aligned and locked on the slow axis.
12838	PMJ-3S3S-1300-7/125-3A-2-1	2 meter long, 3mm OD armor jacketed, 1300nm 7/125 PM fiber patchcord, terminated on each end with super FC/PC connectors that are pre-aligned and locked on the slow axis.
7710	PMJ-3S3A-1300-7/125-1-2-1	2 meter long, 900 micron OD jacketed, 1300nm 7/125 PM fiber patchcord, terminated on one end with a super FC/PC connector, on the other with an angled FC/APC connector. Both are pre-aligned and locked on the slow axis.
5194	PMJ-3S3A-1300-7/125-3-1-1	1 meter long, 3mm OD jacketed, 1300nm 7/125 PM fiber patchcord, terminated on one end with a super FC/PC connector, on the other with an angled FC/APC connector. Both are pre-aligned and locked on the slow axis.
2601	PMJ-3S3A-1300-7/125-3-2-1	2 meter long, 3mm OD jacketed, 1300nm 7/125 PM fiber patchcord, terminated on one end with a super FC/PC connector, on the other with an angled FC/APC connector. Both are pre-aligned and locked on the slow axis.
10640	PMJ-3S3A-1300-7/125-3-2-1-ER=25	2 meter long, 3mm OD jacketed, 1300nm 7/125 PM fiber patchcord, terminated on one end with a super FC/PC connector, on the other with an angled FC/APC connector. Both are pre-aligned and locked on the slow axis. ER=25dB minimum.
10271	PMJ-3S3A-1300-7/125-3-2-1-ER=30	2 meter long, 3mm OD jacketed, 1300nm 7/125 PM fiber patchcord, terminated on one end with a super FC/PC connector, on the other with an angled FC/APC connector. Both are pre-aligned and locked on the slow axis. ER=30dB minimum.
8377	PMJ-3S3A-1300-7/125-3-5-1	5 meter long, 3mm OD jacketed, 1300nm 7/125 PM fiber patchcord, terminated on one end with a super FC/PC connector, on the other with an angled FC/APC connector. Both are pre-aligned and locked on the slow axis.
8809	PMJ-3S3AF-1300-7/125-3A-3-1	3 meter long, 3mm OD armor jacketed, 1300nm 7/125 PM fiber patchcord, terminated on one end with a super FC/PC connector, on the other with an angle flat FC/AFC connector. Both are pre-aligned and locked on the slow axis.
5198	PMJ-3SSC-1300-7/125-3-1-1	1 meter long, 3mm OD jacketed, 1300nm 7/125 PM fiber patchcord, terminated on one end with a super FC/PC connector, on the other with a super SC connector. Both are pre-aligned and locked on the slow axis.

Table 5: Standard 1300nm Patchcords(Cont.)

10610	PMJ-3SSC-1300-7/125-3-2-1-ER=25	2 meter long, 3mm OD jacketed, 1300nm 7/125 PM fiber patchcord, terminated on one end with a super FC/PC connector, on the other with a super SC connector. Both are pre-aligned and locked on the slow axis. ER=25dB minimum
5203	PMJ-3SSCA-1300-7/125-3-1-1	1 meter long, 3mm OD jacketed, 1300nm 7/125 PM fiber patchcord, terminated on one end with a super FC/PC connector, on the other with an angled SC connector. Both are pre-aligned and locked on the slow axis.
10604	PMJ-3SSCA-1300-7/125-3-2-1	2 meter long, 3mm OD jacketed, 1300nm 7/125 PM fiber patchcord, terminated on one end with a super FC/PC connector, on the other with an angled SC connector. Both are pre-aligned and locked on the slow axis.
10606	PMJ-3SSCA-1300-7/125-3-2-1-ER=25	2 meter long, 3mm OD jacketed, 1300nm 7/125 PM fiber patchcord, terminated on one end with a super FC/PC connector, on the other with an angled SC connector. Both are pre-aligned and locked on the slow axis. ER=25dB minimum
3279	PMJ-3SX-1300-7/125-1-1-1	1 meter long, 900 micron OD jacketed, 1300nm 7/125 PM fiber patchcord, terminated on one end with a super FC/PC connector that is pre-aligned and locked on the slow axis, unterminated on the other end.
12285	PMJ-3U3U-1300-7/125-1-1-1	1 meter long, 900 micron OD jacketed, 1300nm 7/125 PM fiber patchcord, terminated on each end with ultra FC/PC connectors that are pre-aligned and locked on the slow axis.
12264	PMJ-3U3U-1300-7/125-1-2-1	2 meter long, 900 micron OD jacketed, 1300nm 7/125 PM fiber patchcord, terminated on each end with ultra FC/PC connectors that are pre-aligned and locked on the slow axis.
11834	PMJ-3U3U-1300-7/125-1-2-1-ER=25	2 meter long, 900 micron OD jacketed, 1300nm 7/125 PM fiber patchcord, terminated on each end with ultra FC/PC connectors that are pre-aligned and locked on the slow axis. ER=25dB minimum
8613	PMJ-3U3U-1300-7/125-3-1-1	1 meter long, 3mm OD jacketed, 1300nm 7/125 PM fiber patchcord, terminated on each end with ultra FC/PC connectors that are pre-aligned and locked on the slow axis.
10925	PMJ-3U3U-1300-7/125-3-2-1	2 meter long, 3mm OD jacketed, 1300nm 7/125 PM fiber patchcord, terminated on each end with ultra FC/PC connectors that are pre-aligned and locked on the slow axis.
8615	PMJ-3U3U-1300-7/125-3-3-1	3 meter long, 3mm OD jacketed, 1300nm 7/125 PM fiber patchcord, terminated on each end with ultra FC/PC connectors that are pre-aligned and locked on the slow axis.
11402	PMJ-3U3U-1300-7/125-3-5-1	5 meter long, 3mm OD jacketed, 1300nm 7/125 PM fiber patchcord, terminated on each end with ultra FC/PC connectors that are pre-aligned and locked on the slow axis.
8820	PMJ-3U3A-1300-7/125-3-3-1-ER=25	3 meter long, 3mm OD jacketed, 1300nm 7/125 PM fiber patchcord, terminated on one end with an ultra FC/PC connector, on the other, with an angled FC/APC connector. Both are pre-aligned and locked on the slow axis. ER=25dB minimum
11833	PMJ-3U3A-1300-7/125-1-2-1-ER=25	2 meter long, 900 micron OD jacketed, 1300nm 7/125 PM fiber patchcord, terminated on one end with an ultra FC/PC connector, on the other with an angled FC/APC connector. Both are pre-aligned and locked on the slow axis. ER=25dB minimum
8310	PMJ-3A3A-1300-7/125-1-2-1	2 meter long, 900 micron OD jacketed, 1300nm 7/125 PM fiber patchcord, terminated on each end with angled FC/APC connectors that are pre-aligned and locked on the slow axis.
8096	PMJ-3A3A-1300-7/125-1-3-1	3 meter long, 900 micron OD jacketed, 1300nm 7/125 PM fiber patchcord, terminated on each end with angled FC/APC connectors that are pre-aligned and locked on the slow axis.
6644	PMJ-3A3A-1300-7/125-3-1-1	1 meter long, 3mm OD jacketed, 1300nm 7/125 PM fiber patchcord, terminated on each end with angled FC/APC connectors that are pre-aligned and locked on the slow axis.
6635	PMJ-3A3A-1300-7/125-3-1-1-ER=25	1 meter long, 3mm OD jacketed, 1300nm 7/125 PM fiber patchcord, terminated on each end with angled FC/APC connectors that are pre-aligned and locked on the slow axis. ER=25dB minimum.
6646	PMJ-3A3A-1300-7/125-3-2-1	2 meter long, 3mm OD jacketed, 1300nm 7/125 PM fiber patchcord, terminated on each end with angled FC/APC connectors that are pre-aligned and locked on the slow axis.
12836	PMJ-3A3A-1300-7/125-3A-2-1	2 meter long, 3mm OD armor jacketed, 1300nm 7/125 PM fiber patchcord, terminated on each end with angled FC/APC connectors that are pre-aligned and locked on the slow axis.
10008	PMJ-3A3AF-1300-7/125-3-2-1	2 meter long, 3mm OD jacketed, 1300nm 7/125 PM fiber patchcord, terminated on one end with an angled FC/APC connector, on the other with an angle flat FC/AFC connector. Both are pre-aligned and locked on the slow axis.
8818	PMJ-3ASC-1300-7/125-3-3-1-ER=25	3 meter long, 3mm OD jacketed, 1300nm 7/125 PM fiber patchcord, terminated on one end with an angled FC/APC connector, on the other with a super SC connector. Both are pre-aligned and locked on the slow axis. ER=25dB minimum.
6633	PMJ-3ASCA-1300-7/125-3-1-1	1 meter long, 3mm OD jacketed, 1300nm 7/125 PM fiber patchcord, terminated on one end with an angled FC/APC connector, on the other with an angled SC connector. Both are pre-aligned and locked on the slow axis.
8312	PMJ-3ASCA-1300-7/125-3-1-1-ER=25	1 meter long, 3mm OD jacketed, 1300nm 7/125 PM fiber patchcord, terminated on one end with an angled FC/APC connector, on the other with an angled SC connector. Both are pre-aligned and locked on the slow axis. ER=25dB minimum.
6748	PMJ-3AX-1300-7/125-1-1-1	1 meter long, 900 micron OD jacketed, 1300nm 7/125 PM fiber patchcord, terminated on one end with an angled FC/APC connector that is pre-aligned and locked on the slow axis, unterminated on the other end.
11801	PMJ-3AX-1300-7/125-1-5-1	5 meter long, 900 micron OD jacketed, 1300nm 7/125 PM fiber patchcord, terminated on one end with an angled FC/APC connector, that is pre-aligned and locked on the slow axis, unterminated on the other end.
1900	PMJ-3AX-1300-7/125-3-1-1	1 meter long, 3mm OD jacketed, 1300nm 7/125 PM fiber patchcord, terminated on one end, with an angled FC/APC connector that is pre-aligned and locked on the slow axis, unterminated on the other end.
8606	PMJ-3AX-1300-7/125-3-2-1	2 meter long, 3mm OD jacketed, 1300nm 7/125 PM fiber patchcord, terminated on one end with an angled FC/APC connector that is pre-aligned and locked on the slow axis, unterminated on the other end.
7871	PMJ-3AX-1300-7/125-3-3-1	3 meter long, 3mm OD jacketed, 1300nm 7/125 PM fiber patchcord, terminated on one end with an angled FC/APC connector that is pre-aligned and locked on the slow axis, unterminated on the other end.

Table 5: Standard 1300nm Patchcords(Cont.)

Bar Code	Part Number	Description
5250	PMJ-SCSC-1300-7/125-3-3-1	3 meter long, 3mm OD jacketed, 1300nm 7/125 PM fiber patchcord, terminated on each end with super SC connectors that are pre-aligned and locked on the slow axis.
8819	PMJ-SCSC-1300-7/125-3-3-1-ER=25	3 meter long, 3mm OD jacketed, 1300nm 7/125 PM fiber patchcord, terminated on each end with super SC connectors that are pre-aligned and locked on the slow axis. ER=25dB minimum
6304	PMJ-SCSCA-1300-7/125-3-3-1	3 meter long, 3mm OD jacketed, 1300nm 7/125 PM fiber patchcord, terminated on one end with a super SC connector, on the other with an angled SC connector. Both are pre-aligned and locked on the slow axis.
7884	PMJ-SCASCA-1300-7/125-3-1-1	1 meter long, 3mm OD jacketed, 1300nm 7/125 PM fiber patchcord, terminated on each end with angled SC connectors that are pre-aligned and locked on the slow axis..
6300	PMJ-SCAX-1300-7/125-3-3-1	3 meter long, 3mm OD jacketed, 1300nm 7/125 PM fiber patchcord, terminated on one end with an angled SC connector that is pre-aligned and locked on the slow axis, unterminated on the other end.

Table 6: Standard 1550nm Patchcords

Bar Code	Part Number	Description
13968	PMJ-3S3S-1550-8/125-0.4-2-1	2 meter long, 400 micron OD jacketed, 1550nm 8/125 PM fiber patchcord, terminated on each end with super FC/PC connectors that are pre-aligned and locked on the slow axis
12658	PMJ-3S3S-1550-8/125-1-1-1-ER=25	1 meter long, 900 micron OD jacketed, 1550nm 8/125 PM fiber patchcord, terminated on each end with super FC/PC connectors that are pre-aligned and locked on the slow axis. ER=25dB minimum.
6388	PMJ-3S3S-1550-8/125-1-1-1	1 meter long, 900 micron OD jacketed, 1550nm 8/125 PM fiber patchcord, terminated on each end with super FC/PC connectors that are pre-aligned and locked on the slow axis.
7720	PMJ-3S3S-1550-8/125-1-2-1	2 meter long, 900 micron OD jacketed, 1550nm 8/125 PM fiber patchcord, terminated on each end with super FC/PC connectors that are pre-aligned and locked on the slow axis.
12660	PMJ-3S3S-1550-8/125-1-2-1-ER=25	2 meter long, 900 micron OD jacketed, 1550nm 8/125 PM fiber patchcord, terminated on each end with super FC/PC connectors that are pre-aligned and locked on the slow axis. ER=25dB minimum.
8803	PMJ-3S3S-1550-8/125-1-3-1	3 meter long, 900 micron OD jacketed, 1550nm 8/125 PM fiber patchcord, terminated on each end with super FC/PC connectors that are pre-aligned and locked on the slow axis.
3598	PMJ-3S3S-1550-8/125-1-3-1-ER=30	3 meter long, 900 micron OD jacketed, 1550nm 8/125 PM fiber patchcord, terminated on each end with super FC/PC connectors that are pre-aligned and locked on the slow axis. ER=30dB minimum
2842	PMJ-3S3S-1550-8/125-3-1-1	1 meter long, 3mm OD jacketed, 1550nm 8/125 PM fiber patchcord, terminated on each end with super FC/PC connectors that are pre-aligned and locked on the slow axis.
11263	PMJ-3S3S-1550-8/125-3-1-1-ER=25	1 meter long, 3mm OD jacketed, 1550nm 8/125 PM fiber patchcord, terminated on each end with super FC/PC connectors that are pre-aligned and locked on the slow axis. ER=25dB minimum
7874	PMJ-3S3S-1550-8/125-3-1-1-ER=30	1 meter long, 3mm OD jacketed, 1550nm 8/125 PM fiber patchcord, terminated on each end with super FC/PC connectors that are pre-aligned and locked on the slow axis. ER=30dB minimum
4082	PMJ-3S3S-1550-8/125-3-2-1	2 meter long, 3mm OD jacketed, 1550nm 8/125 PM fiber patchcord, terminated on each end with super FC/PC connectors that are pre-aligned and locked on the slow axis.
3666	PMJ-3S3S-1550-8/125-3-2-1-ER=25	2 meter long, 3mm OD jacketed, 1550nm 8/125 PM fiber patchcord, terminated on each end with super FC/PC connectors that are pre-aligned and locked on the slow axis. ER=25dB minimum
10280	PMJ-3S3S-1550-8/125-3-2-1-ER=30	2 meter long, 3mm OD jacketed, 1550nm 8/125 PM fiber patchcord, terminated on each end with super FC/PC connectors that are pre-aligned and locked on the slow axis. ER=30dB minimum
8636	PMJ-3S3S-1550-8/125-3-3-1	3 meter long, 3mm OD jacketed, 1550nm 8/125 PM fiber patchcord, terminated on each end with super FC/PC connectors that are pre-aligned and locked on the slow axis.
3665	PMJ-3S3S-1550-8/125-3-3-1-ER=25	3 meter long, 3mm OD jacketed, 1550nm 8/125 PM fiber patchcord, terminated on each end with super FC/PC connectors that are pre-aligned and locked on the slow axis. ER=25dB minimum
10378	PMJ-3S3S-1550-8/125-3-3-1-ER=30	3 meter long, 3mm OD jacketed, 1550nm 8/125 PM fiber patchcord, terminated on each end with super FC/PC connectors that are pre-aligned and locked on the slow axis. ER=30dB minimum
10382	PMJ-3S3S-1550-8/125-3-5-1	5 meter long, 3mm OD jacketed, 1550nm 8/125 PM fiber patchcord, terminated on each end with super FC/PC connectors that are pre-aligned and locked on the slow axis.
10379	PMJ-3S3S-1550-8/125-3-5-1-ER=25	5 meter long, 3mm OD jacketed, 1550nm 8/125 PM fiber patchcord, terminated on each end with super FC/PC connectors that are pre-aligned and locked on the slow axis. ER=25dB minimum
10384	PMJ-3S3S-1550-8/125-3-5-1-ER=30	5 meter long, 3mm OD jacketed, 1550nm 8/125 PM fiber patchcord, terminated on each end with super FC/PC connectors that are pre-aligned and locked on the slow axis. ER=30dB minimum
10051	PMJ-3S3A-1550-8/125-1-1-1	1 meter long, 900 micron OD jacketed, 1550nm 8/125 PM fiber patchcord, terminated on one end with a super FC/PC connector, on the other with an angled FC/APC connector. Both are pre-aligned and locked on the slow axis.
10826	PMJ-3S3A-1550-8/125-1-1-1-ER=30	1 meter long, 900 micron OD jacketed, 1550nm 8/125 PM fiber patchcord, terminated on one end with a super FC/PC connector, on the other with an angled FC/APC connector. Both are pre-aligned and locked on the slow axis. ER=30dB minimum
7711	PMJ-3S3A-1550-8/125-1-2-1	2 meter long, 900 micron OD jacketed, 1550nm 8/125 PM fiber patchcord, terminated on one end with a super FC/PC connector, on the other with an angled FC/APC connector. Both are pre-aligned and locked on the slow axis.

Table 6: Standard 1550nm Patchcords(cont.)

Bar Code	Part Number	Description
2855	PMJ-3SX-1550-8/125-1-1-1	1 meter long, 900 micron OD jacketed, 1550nm 8/125 PM fiber patchcord, terminated on one end with super FC/PC connector that is pre-aligned and locked on the slow axis, unterminated on the other end.
11800	PMJ-3SX-1550-8/125-1-2-1	2 meter long, 900 micron OD jacketed, 1550nm 8/125 PM fiber patchcord, terminated on one end with super FC/PC connector that is pre-aligned and locked on the slow axis, unterminated on the other end.
12154	PMJ-3SX-1550-8/125-1-2-1-ER=30	2 meter long, 900 micron OD jacketed, 1550nm 8/125 PM fiber patchcord, terminated on one end with super FC/PC connector that is pre-aligned and locked on the slow axis, unterminated on the other end. ER=30dB minimum
1552	PMJ-3SX-1550-8/125-3-1-1	1 meter long, 3mm OD jacketed, 1550nm 8/125 PM fiber patchcord, terminated on one end with super FC/PC connector that is pre-aligned and locked on the slow axis, unterminated on the other end.
6643	PMJ-3SX-1550-8/125-3-2-1	2 meter long, 3mm OD jacketed, 1550nm 8/125 PM fiber patchcord, terminated on one end with super FC/PC connector that is pre-aligned and locked on the slow axis, unterminated on the other end.
10302	PMJ-3SX-1550-8/125-3-5-1	5 meter long, 3mm OD jacketed, 1550nm 8/125 PM fiber patchcord, terminated on one end with super FC/PC connector that is pre-aligned and locked on the slow axis, unterminated on the other end.
4890	PMJ-3U3U-1550-8/125-1-1-1	1 meter long, 900 micron OD jacketed, 1550nm 8/125 PM fiber patchcord, terminated on each end with ultra FC/PC connectors that are pre-aligned and locked on the slow axis.
4190	PMJ-3U3U-1550-8/125-1-2-1	2 meter long, 900 micron OD jacketed, 1550nm 8/125 PM fiber patchcord, terminated on each end with ultra FC/PC connectors that are pre-aligned and locked on the slow axis
7727	PMJ-3U3U-1550-8/125-1-2-1-ER=30	2 meter long, 900 micron OD jacketed, 1550nm 8/125 PM fiber patchcord, terminated on each end with ultra FC/PC connectors that are pre-aligned and locked on the slow axis. ER=30dB minimum.
9734	PMJ-3U3U-1550-8/125-1-3-1	3 meter long, 900 micron OD jacketed, 1550nm 8/125 PM fiber patchcord, terminated on each end with ultra FC/PC connectors that are pre-aligned and locked on the slow axis.
12988	PMJ-3U3U-1550-8/125-1-3-1-ER=30	3 meter long, 900 micron OD jacketed, 1550nm 8/125 PM fiber patchcord, terminated on each end with ultra FC/PC connectors that are pre-aligned and locked on the slow axis. ER=30dB minimum.
7876	PMJ-3U3U-1550-8/125-3-1-1	1 meter long, 3mm OD jacketed, 1550nm 8/125 PM fiber patchcord, terminated on each end with ultra FC/PC connectors that are pre-aligned and locked on the slow axis.
10911	PMJ-3U3U-1550-8/125-3-1-1-ER=30	1 meter long, 3mm OD jacketed, 1550nm 8/125 PM fiber patchcord, terminated on each end with ultra FC/PC connectors that are pre-aligned and locked on the slow axis. ER=30dB minimum
4660	PMJ-3U3U-1550-8/125-3-2-1	2 meter long, 3mm OD jacketed, 1550nm 8/125 PM fiber patchcord, terminated on each end with ultra FC/PC connectors that are pre-aligned and locked on the slow axis.
8995	PMJ-3U3U-1550-8/125-3-2-1-ER=25	2 meter long, 3mm OD jacketed, 1550nm 8/125 PM fiber patchcord, terminated on each end with ultra FC/PC connectors that are pre-aligned and locked on the slow axis. ER=25dB minimum.
9195	PMJ-3U3U-1550-8/125-3-2-1-ER=30	2 meter long, 3mm OD jacketed, 1550nm 8/125 PM fiber patchcord, terminated on each end with ultra FC/PC connectors that are pre-aligned and locked on the slow axis. ER=30dB minimum
8713	PMJ-3U3U-1550-8/125-3-3-1	3 meter long, 3mm OD jacketed, 1550nm 8/125 PM fiber patchcord, terminated on each end with ultra FC/PC connectors that are pre-aligned and locked on the slow axis.
12560	PMJ-3U3U-1550-8/125-3-3-1-ER=30	3 meter long, 3mm OD jacketed, 1550nm 8/125 PM fiber patchcord, terminated on each end with ultra FC/PC connectors that are pre-aligned and locked on the slow axis. ER=30dB minimum
9696	PMJ-3U3U-1550-8/125-3-5-1	5 meter long, 3mm OD jacketed, 1550nm 8/125 PM fiber patchcord, terminated on each end with ultra FC/PC connectors that are pre-aligned and locked on the slow axis.
11051	PMJ-3U3A-1550-8/125-1-1-1	1 meter long, 900 micron OD jacketed, 1550nm 8/125 PM fiber patchcord, terminated on one end with an ultra FC/PC connector, on the other with an angled FC/APC connector. Both are pre-aligned and locked on the slow axis.
8709	PMJ-3U3A-1550-8/125-1-2-1	2 meter long, 900 micron OD jacketed, 1550nm 8/125 PM fiber patchcord, terminated on one end with an ultra FC/PC connector, on the other with an angled FC/APC connector. Both are pre-aligned and locked on the slow axis.
9643	PMJ-3U3A-1550-8/125-1-2-1-ER=30	2 meter long, 900 micron OD jacketed, 1550nm 8/125 PM fiber patchcord, terminated on one end with an ultra FC/PC connector, on the other with an angled FC/APC connector. Both are pre-aligned and locked on the slow axis. ER=30dB minimum
11009	PMJ-3U3A-1550-8/125-1-3-1	3 meter long, 900 micron OD jacketed, 1550nm 8/125 PM fiber patchcord, terminated on one end with an ultra FC/PC connector, on the other with an angled FC/APC connector. Both are pre-aligned and locked on the slow axis.
8983	PMJ-3U3A-1550-8/125-3-1-1	1 meter long, 3mm OD jacketed, 1550nm 8/125 PM fiber patchcord, terminated on one end with an ultra FC/PC connector, on the other with an angled FC/APC connector. Both are pre-aligned and locked on the slow axis.
6636	PMJ-3U3A-1550-8/125-3-1-1-ER=30	1 meter long, 3mm OD jacketed, 1550nm 8/125 PM fiber patchcord, terminated on one end with an ultra FC/PC connector, on the other with an angled FC/APC connector. Both are pre-aligned and locked on the slow axis. ER=30dB minimum
9843	PMJ-3U3A-1550-8/125-3-2-1	2 meter long, 3mm OD jacketed, 1550nm 8/125 PM fiber patchcord, terminated on one end with an ultra FC/PC connector, on the other with an angled FC/APC connector. Both are pre-aligned and locked on the slow axis.
8996	PMJ-3U3A-1550-8/125-3-2-1-ER=30	2 meter long, 3mm OD jacketed, 1550nm 8/125 PM fiber patchcord, terminated on one end with an ultra FC/PC connector, on the other with an angled FC/APC connector. Both are pre-aligned and locked on the slow axis. ER=30dB minimum

Table 6: Standard 1550nm Patchcords(cont.)

Bar Code	Part Number	Description
8987	PMJ-3USCA-1550-8/125-3-2-1-ER=25	2 meter long, 3mm OD jacketed, 1550nm 8/125 PM fiber patchcord, terminated on one end with an ultra FC/PC connector, on the other with an angled SC connector. Both are pre-aligned and locked on the slow axis. ER=25dB minimum
10824	PMJ-3USCU-1550-8/125-3-1-1	1 meter long, 3mm OD jacketed, 1550nm 8/125 PM fiber patchcord, terminated on one end with an ultra FC/PC connector, on the other with an ultra SC connector. Both are pre-aligned and locked on the slow axis.
4779	PMJ-3UX-1550-8/125-1-1-1	1 meter long, 900 micron OD jacketed, 1550nm 8/125 PM fiber patchcord, terminated on one end with an ultra FC/PC connector that is pre-aligned and locked on the slow axis, unterminated on the other end.
6259	PMJ-3UX-1550-8/125-1-2-1	2 meter long, 900 micron OD jacketed, 1550nm 8/125 PM fiber patchcord, terminated, on one end with an ultra FC/PC connector that is pre-aligned and locked on the slow axis, unterminated on the other end.
4778	PMJ-3UX-1550-8/125-3-1-1	1 meter long, 3mm OD jacketed, 1550nm 8/125 PM fiber patchcord, terminated on one end with an ultra FC/PC connector that is pre-aligned and locked on the slow axis, unterminated on the other end.
8712	PMJ-3A3A-1550-8/125-1-1-1	1 meter long, 900 micron OD jacketed, 1550nm 8/125 PM fiber patchcord, terminated on each end with angled FC/APC connectors that are pre-aligned and locked on the slow axis.
11262	PMJ-3A3A-1550-8/125-1-1-1-ER=30	1 meter long, 900 micron OD jacketed, 1550nm 8/125 PM fiber patchcord, terminated on each end with angled FC/APC connectors that are pre-aligned and locked on the slow axis. ER=30dB minimum.
4179	PMJ-3A3A-1550-8/125-1-2-1	2 meter long, 900 micron OD jacketed, 1550nm 8/125 PM fiber patchcord, terminated on each end with angled FC/APC connectors that are pre-aligned and locked on the slow axis.
7703	PMJ-3A3A-1550-8/125-1-2-1-ER=30	2 meter long, 900 micron OD jacketed, 1550nm 8/125 PM fiber patchcord, terminated on each end with angled FC/APC connectors that are pre-aligned and locked on the slow axis. ER=30dB minimum.
9859	PMJ-3A3A-1550-8/125-1-3-1	3 meter long, 900 micron OD jacketed, 1550nm 8/125 PM fiber patchcord, terminated on each end with angled FC/APC connectors that are pre-aligned and locked on the slow axis.
9644	PMJ-3A3A-1550-8/125-1-3-1-ER=30	3 meter long, 900 micron OD jacketed, 1550nm 8/125 PM fiber patchcord, terminated on each end with angled FC/APC connectors that are pre-aligned and locked on the slow axis. ER=30dB minimum.
3632	PMJ-3A3A-1550-8/125-3-1-1	1 meter long, 3mm OD jacketed, 1550nm 8/125 PM fiber patchcord, terminated on each end with angled FC/APC connectors that are pre-aligned and locked on the slow axis.
10135	PMJ-3A3A-1550-8/125-3-1-1-ER=25	1 meter long, 3mm OD jacketed, 1550nm 8/125 PM fiber patchcord, terminated on each end with angled FC/APC connectors that are pre-aligned and locked on the slow axis. ER=25dB minimum.
8624	PMJ-3A3A-1550-8/125-3-1-1-ER=30	1 meter long, 3mm OD jacketed, 1550nm 8/125 PM fiber patchcord, terminated on each end with angled FC/APC connectors that are pre-aligned and locked on the slow axis. ER=30dB minimum.
4675	PMJ-3A3A-1550-8/125-3-2-1	2 meter long, 3mm OD jacketed, 1550nm 8/125 PM fiber patchcord, terminated on each end with angled FC/APC connectors that are pre-aligned and locked on the slow axis.
7706	PMJ-3A3A-1550-8/125-3-2-1-ER=25	2 meter long, 3mm OD jacketed, 1550nm 8/125 PM fiber patchcord, terminated on each end with angled FC/APC connectors that are pre-aligned and locked on the slow axis. ER=25dB minimum.
7701	PMJ-3A3A-1550-8/125-3-2-1-ER=30	2 meter long, 3mm OD jacketed, 1550nm 8/125 PM fiber patchcord, terminated on each end with angled FC/APC connectors that are pre-aligned and locked on the slow axis. ER=30dB minimum.
8802	PMJ-3A3A-1550-8/125-3-3-1	3 meter long, 3mm OD jacketed, 1550nm 8/125 PM fiber patchcord, terminated on each end with angled FC/APC connectors that are pre-aligned and locked on the slow axis.
9362	PMJ-3A3A-1550-8/125-3-5-1	5 meter long, 3mm OD jacketed, 1550nm 8/125 PM fiber patchcord, terminated on each end with angled FC/APC connectors that are pre-aligned and locked on the slow axis.
8988	PMJ-3ASC-1550-8/125-3-2-1-ER=25	2 meter long, 3mm OD jacketed, 1550nm 8/125 PM fiber patchcord, terminated on one end with an angled FC/PC connector, on the other with a super SC connector. Both are pre-aligned and locked on the slow axis. ER=25dB minimum.
9865	PMJ-3ASC-1550-8/125-3-2-1	2 meter long, 3mm OD jacketed, 1550nm 8/125 PM fiber patchcord, terminated on one end with an angled FC/PC connector, on the other with a super SC connector. Both are pre-aligned and locked on the slow axis.
11596	PMJ-3ASCA-1550-8/125-1-1-1	1 meter long, 900 micron OD jacketed, 1550nm 8/125 PM fiber patchcord, terminated on one end with an angled FC/PC connector, on the other with an angled SC connector. Both are pre-aligned and locked on the slow axis.
11660	PMJ-3ASCA-1550-8/125-3-1-1-ER=30	1 meter long, 3mm OD jacketed, 1550nm 8/125 PM fiber patchcord, terminated on one end with an angled FC/PC connector, on the other with an angled SC connector. Both are pre-aligned and locked on the slow axis. ER=30dB minimum.
3627	PMJ-3ASCA-1550-8/125-3-2-1	2 meter long, 3mm OD jacketed, 1550nm 8/125 PM fiber patchcord, terminated on one end with an angled FC/PC connector, on the other with an angled SC connector. Both are pre-aligned and locked on the slow axis.
7715	PMJ-3ASCA-1550-8/125-3-3-1	3 meter long, 3mm OD jacketed, 1550nm 8/125 PM fiber patchcord, terminated on one end with an angled FC/PC connector, on the other with an angled SC connector. Both are pre-aligned and locked on the slow axis.
14377	PMJ-3AX-1550-8/125-0.4-1-1	1 meter long, 400 micron OD jacketed, 1550nm 8/125 PM fiber patchcord, terminated on one end with an angled FC/APC connector that is pre-aligned and locked on the slow axis, unterminated on the other end.

Table 6: Standard 1550nm Patchcords(cont.)

Bar Code	Part Number	Description
3631	PMJ-3AX-1550-8/125-1-1-1	1 meter long, 900 micron OD jacketed, 1550nm 8/125 PM fiber patchcord, terminated on one end with an angled FC/APC connector that is pre-aligned and locked on the slow axis, unterminated on the other end.
9382	PMJ-3AX-1550-8/125-1-1-1-ER=25	1 meter long, 900 micron OD jacketed, 1550nm 8/125 PM fiber patchcord, terminated on one end with an angled FC/APC connector that is pre-aligned and locked on the slow axis, unterminated on the other end. ER=25dB minimum.
10052	PMJ-3AX-1550-8/125-1-2-1	2 meter long, 900 micron OD jacketed, 1550nm 8/125 PM fiber patchcord, terminated on one end with an angled FC/APC connector that is pre-aligned and locked on the slow axis, unterminated on the other end.
7716	PMJ-3AX-1550-8/125-3-1-1	1 meter long, 3mm OD jacketed, 1550nm 8/125 PM fiber patchcord, terminated on one end with an angled FC/APC connector that is pre-aligned and locked on the slow axis, unterminated on the other end.
6634	PMJ-3AX-1550-8/125-3-2-1	2 meter long, 3mm OD jacketed, 1550nm 8/125 PM fiber patchcord, terminated on one end with an angled FC/APC connector that is pre-aligned and locked on the slow axis, unterminated on the other end.
14367	PMJ-3AX-1550-8/125-3-2-1-ER=30	2 meter long, 3mm OD jacketed, 1550nm 8/125 PM fiber patchcord, terminated on one end with an angled FC/APC connector that is pre-aligned and locked on the slow axis, unterminated on the other end. ER=30dB minimum.
14049	PMJ-3ALC-1550-8/125-2-2-1	2 meter long, 2mm OD jacketed, 1550nm 8/125 PM fiber patchcord, terminated on one end with an angled FC/PC connector on the other with a LC connector both are pre-aligned and locked on the slow axis.
5184	PMJ-88-1550-8/125-2-1-1	1 meter long, 2mm OD jacketed, 1550nm 8/125 PM fiber patchcord, terminated on each end with ST connectors that are pre-aligned and locked on the slow axis.
9694	PMJ-SCSC-1550-8/125-1-1-1	1 meter long, 900 micron OD jacketed, 1550nm 8/125 PM fiber patchcord, terminated on each end with super SC connectors that are pre-aligned and locked on the slow axis.
8984	PMJ-SCSC-1550-8/125-3-2-1-ER=25	2 meter long, 3mm OD jacketed, 1550nm 8/125 PM fiber patchcord, terminated on each end with super SC connectors that are pre-aligned and locked on the slow axis. ER=25dB minimum.
10674	PMJ-SCSCA-1550-8/125-1-1-1	1 meter long, 900 micron OD jacketed, 1550nm 8/125 PM fiber patchcord, terminated on one end with a super SC connector, on the other with an angled SC connector. Both are pre-aligned and locked on the slow axis.
10675	PMJ-SCSCA-1550-8/125-1-3-1	3 meter long, 900 micron OD jacketed, 1550nm 8/125 PM fiber patchcord, terminated on one end with a super SC connector, on the other with an angled SC connector. Both are pre-aligned and locked on the slow axis.
9858	PMJ-SCSCA-1550-8/125-3-2-1	2 meter long, 3mm OD jacketed, 1550nm 8/125 PM fiber patchcord, terminated on one end with a super SC connector, on the other with an angled SC connector. Both are pre-aligned and locked on the slow axis.
8985	PMJ-SCSCA-1550-8/125-3-2-1-ER=25	2 meter long, 3mm OD jacketed, 1550nm 8/125 PM fiber patchcord, terminated on one end with a super SC connector, on the other with an angled SC connector. Both are pre-aligned and locked on the slow axis. ER=25dB minimum.
8458	PMJ-SCASCA-1550-8/125-1-1-1	1 meter long, 900 micron OD jacketed, 1550nm 8/125 PM fiber patchcord, terminated on each end with angled SC connectors that are pre-aligned and locked on the slow axis.
8921	PMJ-SCASCA-1550-8/125-1-2-1	2 meter long, 900 micron OD jacketed, 1550nm 8/125 PM fiber patchcord, terminated on each end with angled SC connectors that are pre-aligned and locked on the slow axis.
9671	PMJ-SCASCA-1550-8/125-1-3-1	3 meter long, 900 micron OD jacketed, 1550nm 8/125 PM fiber patchcord, terminated on each end with angled SC connectors that are pre-aligned and locked on the slow axis.
5183	PMJ-SCASCA-1550-8/125-3-1-1	1 meter long, 3mm OD jacketed, 1550nm 8/125 PM fiber patchcord, terminated on each end with angled SC connectors that are pre-aligned and locked on the slow axis.
11802	PMJ-SCASCA-1550-8/125-3-2-1-ER=30	2 meter long, 3mm OD jacketed, 1550nm 8/125 PM fiber patchcord, terminated on each end with angled SC connectors that are pre-aligned and locked on the slow axis. ER=30dB minimum.
10202	PMJ-SCAX-1550-8/125-1-2-1-ER=25	2 meter long, 900 micron OD jacketed, 1550nm 8/125 PM fiber patchcord, terminated on one end with an angled SC connector that is pre-aligned and locked on the slow axis, unterminated on the other end. ER=25dB minimum.
10030	PMJ-SCAX-1550-8/125-1-2-1-ER=30	2 meter long, 900 micron OD jacketed, 1550nm 8/125 PM fiber patchcord, terminated on one end with an angled SC connector that is pre-aligned and locked on the slow axis, unterminated on the other end. ER=30dB minimum.
4323	PMJ-SCAX-1550-8/125-3-2-1	2 meter long, 3mm OD jacketed, 1550nm 8/125 PM fiber patchcord, terminated on one end with an angled SC connector that is pre-aligned and locked on the slow axis, unterminated on the other end.
9398	PMJ-SCAX-1550-8/125-3-2-1-ER=25	2 meter long, 3mm OD jacketed, 1550nm 8/125 PM fiber patchcord, terminated on one end with an angled SC connector that is pre-aligned and locked on the slow axis, unterminated on the other end. ER=25dB minimum.
6248	PMJ-SCAX-1550-8/125-3-2-1-ER=30	2 meter long, 3mm OD jacketed, 1550nm 8/125 PM fiber patchcord, terminated on one end with an angled SC connector that is pre-aligned and locked on the slow axis, unterminated on the other end. ER=30dB minimum.
11550	PMJ-SCUSCU-1550-8/125-3-2-1	2 meter long, 3mm OD jacketed, 1550nm 8/125 PM fiber patchcord, terminated on each end with ultra SC connectors that are pre-aligned and locked on the slow axis.
12787	PMJ-SCUX-1550-8/125-1-1-1	1 meter long, 900 micron OD jacketed, 1550nm 8/125 PM fiber patchcord, terminated on one end with an ultra SC connector that is pre-aligned and locked on the slow axis, unterminated on the other end.
8319	PMJ-LCLC-1550-8/125-1-1-1	1 meter long, 900 micron OD jacketed, 1550nm 8/125 PM fiber patchcord, terminated on each end with LC connectors that are pre-aligned and locked on the slow axis.

Table 6: Standard 1550nm Patchcords(cont.)

Bar Code	Part Number	Description
9348	PMJ-LCLC-1550-8/125-1-2-1	2 meter long, 900 micron OD jacketed, 1550nm 8/125 PM fiber patchcord, terminated on each end with LC connectors that are pre-aligned and locked on the slow axis.
9609	PMJ-LCLC-1550-8/125-2-1-1	1 meter long, 2mm OD jacketed, 1550nm 8/125 PM fiber patchcord, terminated on each end with LC connectors that are pre-aligned and locked on the slow axis.
11887	PMJ-LCLC-1550-8/125-2-2-1	2 meter long, 2mm OD jacketed, 1550nm 8/125 PM fiber patchcord, terminated on each end with LC connectors that are pre-aligned and locked on the slow axis.
12971	PMJ-LCALCA-1550-8/125-1-1-1	1 meter long, 900 micron OD jacketed, 1550nm 8/125 PM fiber patchcord, terminated on each end with angled LC connectors that are pre-aligned and locked on the slow axis.
12972	PMJ-LCALCA-1550-8/125-1-2-1	2 meter long, 900 micron OD jacketed, 1550nm 8/125 PM fiber patchcord, terminated on each end with angled LC connectors that are pre-aligned and locked on the slow axis.
13016	PMJ-LCALCA-1550-8/125-2-1-1	1 meter long, 2mm OD jacketed, 1550nm 8/125 PM fiber patchcord, terminated on each end with angled LC connectors that are pre-aligned and locked on the slow axis.

Table 7: Bulkhead Female Receptacles for PM FC connectors

Bar Code	Part Number	Description
19	HPLC-NTT/FC-PM	Flanged bulkhead receptacle for polarization maintaining FC/PC connectors. Keyway width is 2.03/2.07mm wide for 2.00mm wide (Type R) key connectors
1812	HPLC-NTT/FC-PM-SL3.7	Flanged bulkhead receptacle for polarization maintaining angled FC connectors. Keyway width is 2.03/2.07mm wide for 2.00mm wide (Type R) key connectors.
21	HPLC-NTT/FC-SM	Flanged bulkhead receptacle for singlemode or polarization maintaining FC/PC connectors. Keyway width is 2.15/2.20mm wide for 2.14mm wide (Type N) key connectors
5200	HPLC-NTT/FC-SM-SL3.7	Flanged bulkhead receptacle for singlemode or polarization maintaining angled FC/PC connectors. Keyway width is 2.15/2.20mm wide for 2.14mm wide (Type N) key connectors

Table 8: Sleeve thru connectors for PM FC connectors

Bar Code	Part Number	Description
11	PMPC-03	Flanged sleeve thru connector for polarization maintaining FC/PC connectors. Keyway width is 2.03/2.07mm wide for 2.00mm wide (Type R) key connectors
10	SMPC-03	Flanged sleeve thru connector for singlemode or polarization maintaining FC/PC connectors. Keyway width is 2.15/2.20mm wide for 2.14mm wide (Type N) key connectors
3619	PMPC-03-2.14	Flanged sleeve thru connector for FC/PC connector conversion. Keyway width on one side is 2.03/2.07mm wide for 2.00mm wide (Type R) key connectors, while the other side is 2.15/2.20mm wide for 2.14mm wide (Type N) key connectors

Table 9: Male FC PM connectors

Bar Code	Part Number	Description
10765	PMPC-23S-125-1	PM FC connector with a 2.00mm wide key, Super PC finish ferrule, 125 micron ferrule hole size, and black boot for 1mm OD or smaller jacketing.
8979	PMPC-23S-125-3	PM FC connector with a 2.00mm wide key, Super PC finish ferrule, 125 micron ferrule hole size, and black boot for 3mm OD cable.
8109	PMPC-23S-126-1	PM FC connector with a 2.00mm wide key, Super PC finish ferrule, 126 micron ferrule hole size, and black boot for 1mm OD or smaller jacketing.
9419	PMPC-23S-127-1	PM FC connector with a 2.00mm wide key, Super PC finish ferrule, 127 micron ferrule hole size, and black boot for 1mm OD or smaller jacketing.
8379	PMPC-23S-127-3	PM FC connector with a 2.00mm wide key, Super PC finish ferrule, 127 micron ferrule hole size, and black boot for 3mm OD cable.
8246	PMPC-23S-80-3	PM FC connector with a 2.00mm wide key, Super PC finish ferrule, 80 micron ferrule hole size, and black boot for 3mm OD cable.
9549	PMPC-23S-81-3	PM FC connector with a 2.00mm wide key, Super PC finish ferrule, 80 micron ferrule hole size, and black boot for 3mm OD cable.
8415	PMPC-23U-125-1	PM FC connector with a 2.00mm wide key, Ultra PC finish ferrule, 125 micron ferrule hole size, and blue boot for 1mm OD or smaller jacketing.
11819	PMPC-23U-125-3	PM FC connector with a 2.00mm wide key, Ultra PC finish ferrule, 125 micron ferrule hole size, and blue boot for 3mm OD cable.
9207	PMPC-23A-125-1	PM FC connector with a 2.00mm wide key, tapered ferrule for APC polishing, 125 micron ferrule hole size, and green boot for 1mm OD or smaller jacketing.
12841	PMPC-23A-125-3	PM FC connector with a 2.00mm wide key, tapered ferrule for APC polishing, 125 micron ferrule hole size, and green boot for 3mm OD cable.

Table 10: Male FC PM housings

Bar Code	Part Number	Description
53	PMPC-02-1	PM FC housing, narrow key, with a black boot for 1mm OD or smaller jacketing.
54	PMPC-02-3	PM FC housing, narrow key, with a black boot for 3mm OD cable.
13623	PMPC-02U-1	PM FC housing, narrow key, with a blue boot for 1mm OD or smaller jacketing.
13624	PMPC-02U-3	PM FC housing, narrow key, with a blue boot for 3mm OD cable.
13625	PMPC-02A-1	PM FC housing, narrow key, with a green boot for 1mm OD or smaller jacketing.
13626	PMPC-02A-3	PM FC housing, narrow key, with a green boot for 3mm OD cable.

Table 11: FC PM Ferrules

Bar Code	Part Number	Description
3322	PMS-124	PM FC Ferrule for Super PC or Ultra PC finish connectors, with 124 micron hole, for 1mm OD or smaller jacketing.
3376	PMS-124-LF-3.0	PM FC Ferrule for Super PC or Ultra PC finish connectors, with 124 micron hole, for 3mm OD cable.
92	PMS-125	PM FC Ferrule for Super PC or Ultra PC finish connectors, with 125 micron hole, for 1mm OD or smaller jacketing.
2822	PMS-125-LF-3.0	PM FC Ferrule for Super PC or Ultra PC finish connectors, with 125 micron hole, for 3mm OD cable.
93	PMS-126	PM FC Ferrule for Super PC or Ultra PC finish connectors, with 126 micron hole, for 1mm OD or smaller jacketing.
2823	PMS-126-LF-3.0	PM FC Ferrule for Super PC or Ultra PC finish connectors, with 126 micron hole, for 3mm OD cable.
5496	PMS-127	PM FC Ferrule for Super PC or Ultra PC finish connectors, with 127 micron hole, for 1mm OD or smaller jacketing.
5497	PMS-128	PM FC Ferrule for Super PC or Ultra PC finish connectors, with 128 micron hole, for 1mm OD or smaller jacketing.
3609	PMF-124	PM FC Ferrule for flat finish connectors, with a 124 micron hole, for 1mm OD or smaller jacketing.
3620	PMF-124-LF-3.0	PM FC Ferrule for flat finish connectors, with a 124 micron hole, for 3mm OD cable.
90	PMF-125	PM FC Ferrule for flat finish connectors, with a 125 micron hole, for 1mm OD or smaller jacketing.
2824	PMF-125-LF-3.0	PM FC Ferrule for flat finish connectors, with a 125 micron hole, for 3mm OD cable.
91	PMF-126	PM FC Ferrule for flat finish connectors, with 126 micron hole, for 1mm OD or smaller jacketing.
2825	PMF-126-LF-3.0	PM FC Ferrule for flat finish connectors, with a 126 micron hole, for 3mm OD cable.
4564	PMF-125-APC	Conical Tipped PM FC Ferrule for angle finish connectors, with 125 micron hole, for 1mm OD or smaller jacketing.
5027	PMF-125-LF-3.0-APC	Conical Tipped PM FC Ferrule for angle finish connectors, with 125 micron hole, for 3mm OD cable.
4565	PMF-126-APC	Conical Tipped PM FC Ferrule for angle finish connectors, with a 126 micron hole, for 1mm OD or smaller jacketing.

Ordering Example For Standard Parts:

A customer needs to connect a polarized 1550nm laser source with an FC/APC receptacle to another device which has an FC/APC receptacle. The patchcord needs to be at least 0.5 meters long and 3mm jacketed to prevent damage during handling.

Ordering Information For Custom Parts:

OZ Optics welcomes the opportunity to provide custom designed products to meet your application needs. As with most manufacturers, customized products do take additional effort so please expect some differences in the pricing compared to our standard parts list. In particular, we will need additional time to prepare a comprehensive quotation, and lead times will be longer than normal. In most cases non-recurring engineering (NRE) charges, lot charges, and a 1 piece minimum order will be necessary. These points will be carefully explained in your quotation, so your decision will be as well informed as possible. We strongly recommend buying our standard products.

Bar Code	Part Number	Description
3632	PMJ-3A3A-1550-8/125-3-1-1	Patchcord, FC/APC to FC/APC, 8/125um PM 1550nm fiber, 3mm OD PVC jacketed, 1 meter long with connectors aligned and locked to the slow axis

Questionnaire For Custom Parts:

1. What is the wavelength that you need to operate at?
2. What type of connector or receptacle are you going to connect to?
3. What jacket diameter/construction is needed for your application?
4. What is the required Extinction Ratio needed?
5. Is backreflection a concern for your application?
6. Is this going to be used with a source over 250mW?
7. Is there any special requirements needed for this assembly?

Polarization Maintaining Patchcords:

PMJ-XY-W-a/b-JD-L-A-(OPT)

P = PM fiber type

QP for pure fused silica core PM fibers (488nm only). P for standard doped core PM fibers

X,Y = Connector Code (Side A, SideB)

- 3S = Super FC/PC (<-40dB RL)
 - 3U = Ultra FC/PC (<-50dB RL)
 - 3A = Angle FC/PC (<-60dB RL)
 - 8 = ST
 - SC= Super SC (<-40dB RL)
 - SCU = Ultra SC (<-50dB RL)
 - SCA = Angle SC (<-60dB RL)
 - LC = LC
 - LCA = Angle LC
 - MU = MU
 - X = No Connector
- See Table 6 of the standard tables data sheet for other connectors

W = Wavelength, in nanometers (488, 633, 850, 980, 1300, or 1550)

a/b = fiber core/cladding parameters

- 3.5/125 for 488nm PM fiber
- 4/125 for 633nm PM fiber
- 5/125 for 850nm PM fiber
- 6/125 for 980nm PM fiber
- 7/125 for 1360nm PM fiber
- 8/125 for 1550nm PM fiber

OPT = Add -ER=25 for minimum Extinction Ratio of 25dB
Add -ER=30 for minimum Extinction Ratio of 30dB
Add -WK for 2.14mm wide keys

A = Alignment for PM terminations
0 = unaligned and rotatable
1 = Slow axis of the PM fiber aligned with respect to the key and locked.

L = Overall assembly length in meters

JD = Jacket Diameter

- 0.25 = 250 micron acrylate coating
- 0.40 = 400 micron acrylate coating
- 1 = 900 micron OD Hytrel loose tube buffered fiber
- 3 = 3mm OD loose tube Kevlar
- 3A = 3mm OD armored
- 3AS = 3mm OD stainless steel armored
- 5A = 5mm OD armored
- 5AS = 5mm OD stainless steel armored

PM FC Connectors (consists of housing and ferrule):

PMPC-2X-b-JD-(WK)¹

X = Connector Code

- 3 = FC, flat endface, black boot
- 3S = FC, radiused endface, black boot
- 3U = FC, radiused endface, blue boot
- 3A = FC, conical tip flat endface, Green Boot

b = Ferrule Hole Size in microns²

Available hole sizes: 80, 81, 82, 83, 84, 124, 125, 126, 127, 128

JD = Jacket Diameter

- 1 = 1mm OD jackets or smaller
- 3 = 3mm OD loose tube kevlar
- 3A = 3mm OD armored
- 3AS = 3mm OD stainless steel armored
- 5A = 5mm OD armored
- 5AS = 5mm OD stainless steel armored

Notes:

- ¹ Add -WK to the end of the part number for a 2.14mm wide key.
- ² Hole Size Tolerance: +1/-0 microns.

PM FC Ferrules:

PMF-b-(JD)-(APC)

F = Ferrule Finish

- F for flat endface finish
- S for radiused endface finish

b = Ferrule Hole Size in microns¹

Available hole sizes: 80, 81, 82, 83, 84, 124, 125, 126, 127, 128

APC = Conical Tip for APC connectors
APC for Conical Tip
Leave blank for standard tips.

JD = Jacket type design

- Add "-LF-3.0" for flanges designed for 3mm loose tube Kevlar cable
- Leave blank for all other cable types

Notes:

- ¹ Hole Size Tolerance: +1/-0 microns.

Ordering Examples for Custom Parts:

Example 1:

A customer needs to connect a polarized 1550nm laser source with a Angle SC receptacle to another device which has an Angle LC receptacle. Both of the connectors are to be aligned with the key to the slow axis. The patchcord needs to be 4.75 meters long and 2mm jacketed to prevent damage during handling.

Bar Code	Part Number	Description
NEW	PMJ-SCALCA-1550-8/125-2-4.75-1	Patchcord, Angle SC to Angle LC, 8/125um PM 1550nm fiber, 2mm OD PVC jacketed, 4.75 meters long with connectors aligned and locked to the slow axis

Example 2:

A customer needs a polarization maintaining patchcord for 1550nm, capable of maintaining at least 25dB. The cables need to be 1.5 meters long, with 3mm OD jacketing, and terminated with FC/PC connector, with Ultra PC finish. He needs wide key connectors on the fibers to match his existing hardware. He also wants the matching sleeve through connector and bulkhead female receptacle.

Bar Code	Part Number	Description
N/A	PMJ-3U3U-1550-8/125-3-1.5-1-ER=25-WK	1.5 meter long, 3mm OD jacketed, 1550nm 8/125 PM fiber patchcord, terminated on each end with ultra FC/PC connectors that are prealigned and locked to the slow axis. ER=25dB minimum. WK: 2.14mm wide keyway
21	HPLC-NTT/FC-SM	Flanged bulkhead receptacle for singlemode or polarization maintaining connectors. Key way width is 2.15/2.20mm for 2.14mm wide (Type N) connectors.
1812	SMPC-03	Flanged sleeve thru connector for singlemode or polarization maintaining connectors. Key way width is 2.15/2.20mm for 2.14mm wide (Type N) connectors.

Example 3:

A client has a polarization maintaining fiber with normally an 80 micron cladding diameter, but the actual size can vary from 80 to 82 microns. He wishes to terminate the fibers with Ultra FC/PC connections. The fiber is uncabled. For economy, he wishes to buy the ferrules and housings separately. The required part numbers are as follows:

Bar Code	Part Number	Description
13623	PMPC-02U-1	PM FC housing, narrow key, with a blue boot for 1mm OD or smaller jacketing.
N/A	PMS-80	PM FC Ferrule for Super PC or Ultra PC finish connectors, with 80 micron hole, for 1mm OD or smaller jacketing.
N/A	PMS-81	PM FC Ferrule for Super PC or Ultra PC finish connectors, with 81 micron hole, for 1mm OD or smaller jacketing.
N/A	PMS-82	PM FC Ferrule for Super PC or Ultra PC finish connectors, with 82 micron hole, for 1mm OD or smaller jacketing.

Frequently Asked Questions (FAQs):

Q: Can fibers be aligned other than the slow axis to the key?

A: Yes, OZ Optics can align connectors to the fast axis on one or both ends. The patchcords with non-angled FC connectors are also available unlocked allowing the user to align them to any angle required.

Q: Can extinction ratios of higher than 30dB be achieved?

A: Yes. Please contact OZ Optics for more information

Q: Why is your best angle tolerance ± 1.5 degrees? Can you do better?

A: Two things limit the accuracy of the angular alignment: the mechanical tolerances within the connectors, and the optical tolerances of the test systems. While PM connectors are made to the tightest possible tolerances, there must be some room to allow the ferrule to move. This room accounts for about a degree of play. Optically, the polarization tooling developed by OZ can achieve readings accurate to within 0.5 degrees. Combined, this gives the 1.5 degree angle tolerance.

Q: Can lengths other than full meter lengths be ordered?

A: Yes, lengths can be specified as a standard to one decimal point (ie 3.2 meters) in the part number.

Q: Can PM fiber for 1300nm be used for 1550nm? How about the other way around?

A: PM fiber for 1300nm will work at 1550nm, although it will be more sensitive to bending and stress. However, the cut off wavelength for 1550nm PM fiber is usually longer than 1300nm, so it will generally not work properly at 1300nm.

Q: I want to use PM patchcords with 1480nm light. What fiber do I use?

A: If you refer to the standard product specifications, you see that the standard 1550nm PM fiber operates wavelengths as short as 1460nm. So select this wavelength patchcord. Similarly, 980nm PM patchcords can be used at 1064nm, and 488nm PM patchcords will operate at 532nm.

Q: I'm using a white light laser. Can I use the same PM patchcord to transmit both 488nm and 633nm light?

A: Not every lot of 488nm PM fiber works at 633nm, so one should be careful to specify this when ordering. A good fiber lot can then be selected as a special order. A special part number will be given to reflect this.

Q: Can OZ Optics terminate fibers with cladding diameters other than 125 microns?

A: Yes we can. We have ferrules designed to accommodate fibers with nominally 80 microns or 125 microns. For the 80 micron size range we have specific ferrules with 80, 81, 82, 83, and 84 micron hole sizes. In the 125 micron size range, we have ferrules with 124, 125, 126, 127, and 128 micron hole sizes. This allows us to ensure that the connectors and ferrules match as closely as possible, ensuring low losses.

Q: What should the minimum length be for PM patchcords?

A: The patchcord should be long enough to successfully attenuate any light that is unintentionally launched into the cladding instead of the core. Light in the cladding will not maintain polarization and could disrupt your readings.

For infrared wavelengths, any length longer than about 0.3 meters is acceptable. However, the fibers normally used for 488nm and 633nm wavelengths tend to support light in the cladding over much longer distances. We recommend ordering patchcords at least two meters long for visible applications.

Q: What about a maximum length?

A: Most patchcords manufactured by OZ are no longer than 50 meters. Longer patchcords can be made, but not with 30dB extinction ratios. Over very long lengths random variations in the fiber properties limit the extinction ratio the fiber can maintain.

Q: Is there some way to improve the extinction ratio from my current patchcord/pigtailed source?

A: The easiest way is with a fiber optic polarizer. This device contains a polarizing optic aligned to the slow axis of the fiber. The unwanted polarization is blocked, leaving only light polarized the correct way. Extinction ratios can be improved to exceed 30dB using this technique. Note however that you will see a small power loss and some minor fluctuations in the output power with this method. Please see the data sheet titled Fiber Optic Polarizers for more information.

Q: Why are there narrow keys and wide keys? Why is this important?

A: The role of the key is to ensure proper mating and limit rotation of the fiber within the connector to ensure good repeatability. The connector key and key way receptacle keyway need to be well matched to achieve good repeatability and high extinction ratios across a connector. Similarly in angles polished connectors, the rotation must be minimized to prevent excessive losses.

When the FC connector design was first developed, the tolerances for the key and keyway were rather loose. The key on the connector could be as small 2mm, while the keyway could be as large as 2.15mm. This is not tight enough for either PM or angle connector requirements.

Two approaches were considered. One involved reducing the size of the keyway (the "Reduced" standard), while the other was to enlarge the key (the "NTT" standard). Unfortunately the industry was unable to agree top a single standard. Thus the consumer must be aware of both. It is important to ensure that all devices in your setup match. A connector with a narrow key will fit into a wide key receptacle, but will give poorer performance. A connector with a wide key will not fit into a narrow receptacle and forcing the part in will likely damage both the connector and the receptacle.

OZ Optics normally used the narrow key tolerances in its products, although wide key products can be provided on request.

Q: So how can I tell the two standards apart?

A: On OZ Optics PM connectors, the keys have been marked with an identifying scribe (Refer to Figure 4). Keys with either no scribe mark or a single scribe mark have been made to the narrow key tolerance. Keys with two scribe marks have been made to the wide key tolerance. This makes an easy way to recognize the difference.

Unfortunately this standard is not universally used. To be absolutely sure, the best way is to measure the key and the keyway in question with a caliper. Table 8 gives the connector tolerance specifications.

Q: Help! I have fibers with narrow keys and fibers with wide keys! What do I do?

A: OZ Optics does offer a sleeve-thru adapter the allows one to connect a narrow key connector to a wide key connector, provided the two connectors have the same polish style (Part number PMPC-03-2.14, Bar Code 3619)

Frequently Asked Questions (cont.):

Q: What is the difference between FC, Super FC/PC, Ultra FC/PC and FC/APC?

A: The basic difference in the specifications for the FC/PC terminations is the Return Loss. The same basic connector design is used for all of the different types. The return loss specifications for the different connector polish types are:

FC typically -14dB

Super FC/PC <-40dB

Ultra FC/PC <-50dB

FC/APC (8 degree angle polished FC/PC) <-60dB

The Super FC/PC and Ultra FC/PC are compatible with each other. The best return loss you will get however is that of the worst reading connector (ie if you connect a Super FC/PC to an Ultra FC/PC you should only expect a return loss of <-40dB.

The FC/APC (angle polished) connector can not be mated to a standard polished connector (FC/PC, Super or Ultra). The fibers will not contact and light will not be transmitted. They can however be connected to the angle polished FC connectors.

Application Notes:

Polarization Maintaining Fibers:

When a normal fiber is bent or twisted, stresses are induced in the fiber. These stresses in turn will change the polarization state of light traveling through the fiber. If the fiber is subjected to any external perturbations, say changes in the fiber's position or temperature, then the final output polarization will vary with time. This is true for even short lengths of fiber, and is undesirable in many applications that require a constant output polarization from the fiber.

To solve this problem, several manufacturers have developed polarization maintaining fibers (PM fibers). These fibers work by inducing a difference in the speed of light for two perpendicular polarizations traveling through the fiber. This birefringence creates two principal transmission axes within the fiber, known respectively as the fast and slow axes of the fiber. Provided the input light into a PM fiber is linearly polarized and orientated along one of these two axes, then the output light from the fiber will remain linearly polarized and aligned with that axis, even when subjected to external stresses. A one meter long connectorized patchcord constructed with PM fiber can typically maintain polarization to at least 30dB at 1550 nanometers when properly used.

Naturally, how well a PM fiber maintains polarization depends on the input launch conditions into the fiber. Perhaps the most important factor is the alignment between the polarization axis of the light with the slow axis of the fiber. Assume that we have a perfectly polarized input beam into an ideal fiber, misaligned by an angle θ with respect to the slow axis of the fiber. (See Figure 8) The maximum possible value of the output extinction ratio is thus limited by:

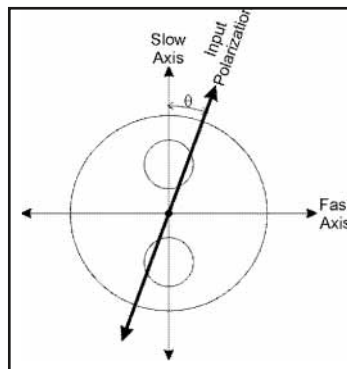


Figure 8: Angular Alignment Mismatch Between Polarized Light and Fiber

$$ER \leq -10 \log (\tan^2\theta)$$

Thus to achieve output extinction ratios greater than 20dB, the angular misalignment must be less than 6 degrees. For 30dB extinction ratios, the angular misalignment must be less than 1.8 degrees.

The polarization extinction ratio can be degraded by any stresses or microbends in the connectors, or by external optical components that do not maintain polarization properly. Special termination procedures, stress free glues, and top quality lenses and optics must be used to minimize these stresses and thus maintain the highest possible extinction ratios.

Polarization Maintaining Connectors:

Given the importance of the alignment of the PM axis across a connection, the choice of connector is especially important. The most common type of PM connector in use is a variation of the NTT-FC style connector. FC connectors have a positioning key, to preserve the angular orientation of the fiber. The industry standard is to align the slow axis of the fiber with the connector key.

The tolerances between the key and keyway on standard FC connectors are too loose to accurately maintain angular alignment, so manufacturers have tightened the key dimension tolerances on PM connectors. The key dimensions being used are based on FC angle polished connector (APC) standards. Unfortunately, two APC standards are currently on the market, a narrow, or reduced key design, and a wide key design. The two dimensions are incompatible with one another, so it is important to know beforehand which design you are using. Table 9 lists the key dimensions for these standards.

Connector Type	Key Width (mm)	Keyway Width (mm)
R (Reduced)	1.97-2.02	2.03-2.08
N (Wide)	2.09-2.14	2.15-2.20

Table 9: Connector Key Tolerances

As the marketplace evolves, PM patchcords using other connector types are beginning to appear. For instance, SC connectors are becoming a more popular choice. In all cases, there must be a key or similar structure to act as a reference, and tight tolerances must be kept to ensure that the ferrules cannot rotate.

Testing Polarization Maintaining Patchcords:

Suppose we want to test a device, such as a patchcord, to determine both the device performance and the connector quality. To do so you need the following equipment:

- A highly polarized source, preferably at least 30 to 40dB. The source should provide at least 0.1 mW of useful optical power, and have a means to rotate the orientation of the output polarization, and indicate the output angle. OZ Optics provides polarized fiber optic sources (PFOSS) and highly stable polarized fiber optic sources (HIPFOSS), which meet these requirements.
- A polarization extinction ratio meter. Such a meter measures both the polarization extinction ratio and polarization axis of the output light. Alternatively, a rotatable polarizer, with an angle readout can be used to perform the same operation manually. OZ Optics offers both extinction ratio meters and manual polarization analyzers for these measurements.
- A reference patchcord, able to maintain polarization to at least 30dB, to check the measurement system, and to test the PM connector characteristics.
- A compatible polarization maintaining bulkhead receptacle, to check the connector characteristics.
- A mandrel, about 50mm in diameter, to wrap the fiber around, in order to stress the fiber to stimulate external perturbations. Alternatively, one could also use a heat source, such as a warming plate.
- (Optional) One or more bare fiber adaptors, to attach unterminated fibers to either the source or the extinction ratio meter.

OZ Optics can supply entire test setups, consisting of a highly polarized source, an extinction ratio meter, and a reference patchcord. Refer to the data sheet titled "Fiber Optic Polarization Extinction Ratio Measurement System" for more information.